

# Halifax Quick Facts 2007.08

## HALIFAX TEN-YEAR POPULATION TREND

<b>1996</b>	342,851
<b>2001</b>	359,111
<b>2006</b>	372,858

Source: Statistics Canada

## MIGRATION ESTIMATES COMPARISON: 2004/2005

	In	Out	Net
Halifax	14,932	14,585	347
London	18,543	15,606	2,937
Regina	7,670	8,006	-336
St. John's	6,329	5,810	519
Victoria	15,342	12,442	2,900

Source: Statistics Canada

## MIGRANTS TO HALIFAX: 2001 – 2006

From Other Parts of Nova Scotia	13,330
From Other Provinces	26,435
From Outside Canada	7,965

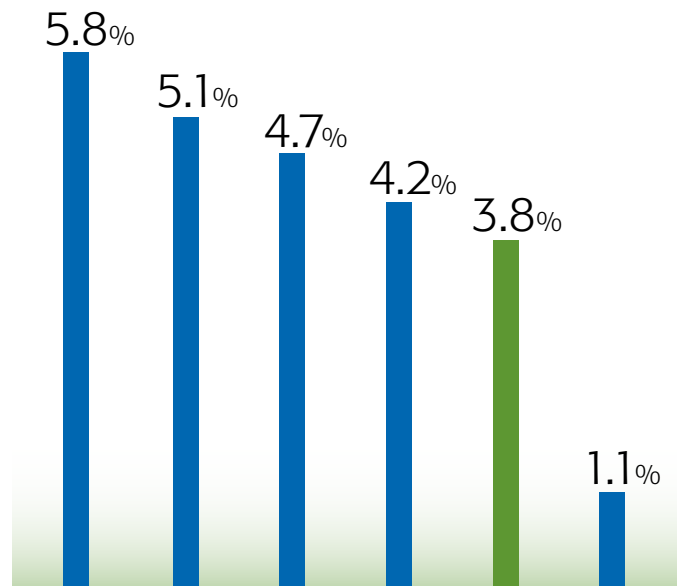
Source: Statistics Canada

## POPULATION BY MOTHER TONGUE

English	91.9%
French	3.1%
Arabic	1.1%
Chinese	0.4%
Other	3.5%

Source: Statistics Canada

## POPULATION GROWTH COMPARISON: 2001 – 2006



Source: Statistics Canada

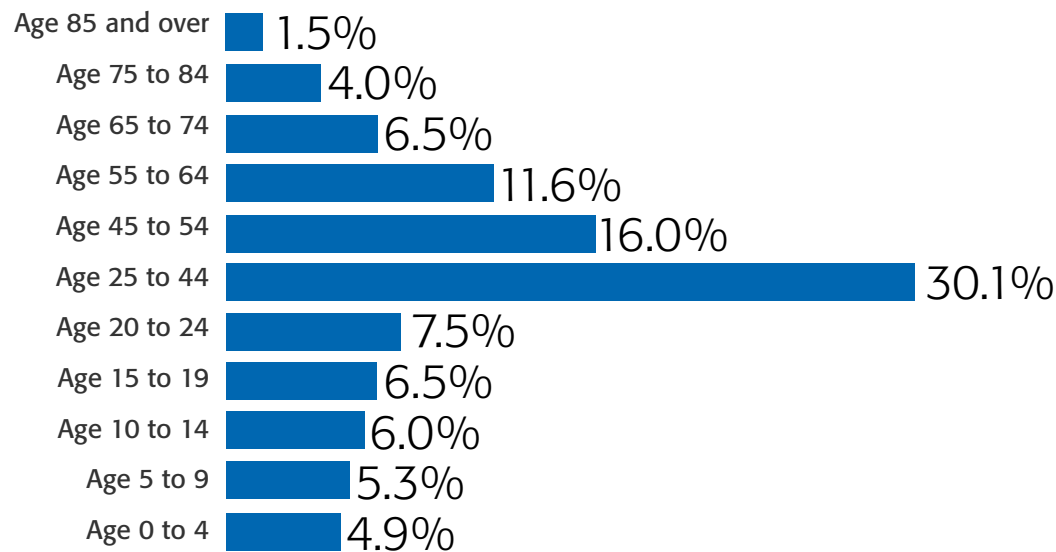
## POPULATION BY POLLING DISTRICT: TOP 5, 2006

Preston – Lawrencetown – Chezzetcook	19,657
Hammonds Plains – St. Margarets	19,627
Timberlea – Prospect	19,377
Cole Harbour	19,096
Waverley – Fall River – Beaver Bank	18,547

Source: HRM Community Development, Planning Services



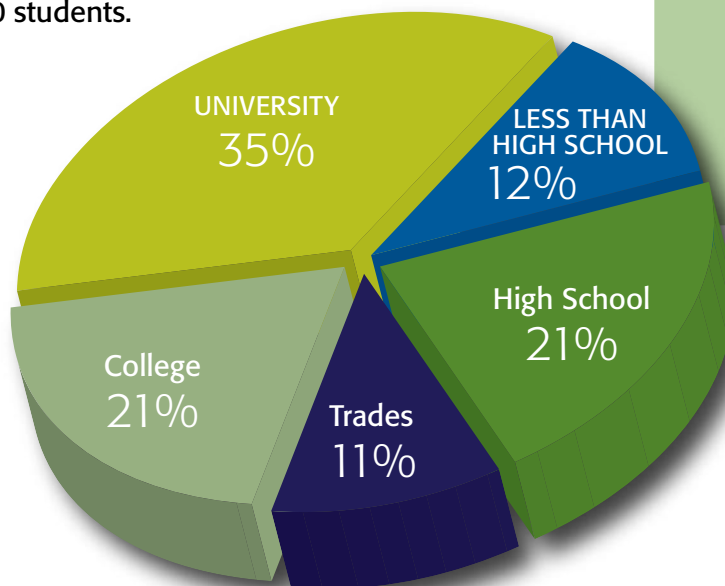
## POPULATION BY AGE, 2006



Source: Statistics Canada

## EDUCATIONAL ATTAINMENT, 2006

Halifax has six degree-granting institutions and three community college campuses enrolling over 30,000 students.



67% of the population of Halifax have trade, college or university qualifications – one of top five cities in Canada.

Statistics Canada

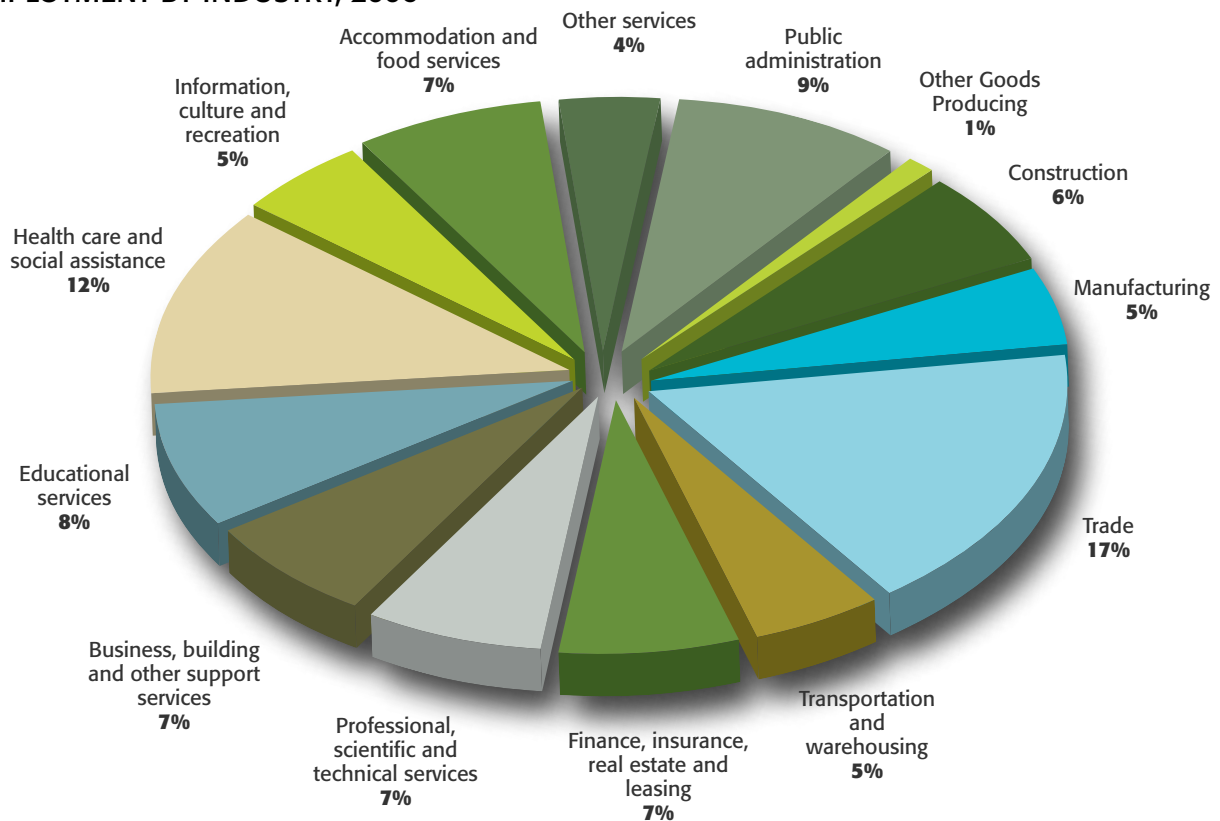
Source: Statistics Canada

## LABOUR FORCE AND EMPLOYMENT, AUGUST 2008

	Halifax	Victoria	Regina	London	St. John's	Quebec
Labour Force Size	<b>218,900</b>	198,200	117,300	262,200	106,400	410,600
Unemployment Rate	<b>5.6%</b>	3.2%	3.9%	6.7%	7.7%	4.7%
Participation Rate	<b>69.0%</b>	69.2%	69.9%	68.0%	68.9%	67.2%

Source: Statistics Canada

## EMPLOYMENT BY INDUSTRY, 2006



Source: Nova Scotia Statistical Review, 2007

## MAJOR PRIVATE AND PUBLIC EMPLOYERS

COMPANY	INDUSTRY	EMPLOYMENT
Aliant	Telecommunications	2,000 - 3,000
Atlantic Wholesalers Inc.	Retail trade	2,000 - 3,000
Convergys	Customer service	2,000 - 3,000
Casino Nova Scotia	Gambling and accommodations	1,000 - 1,500
Municipal Group of Companies	Civil contractors	900 - 1,000
IMP Group Ltd.	Aerospace and aviation	900 - 1,000
Nova Scotia Power	Electric power systems	700 - 800
Bank of Nova Scotia	Financial services	500 - 1,000
Staples	Retail/wholesale trade	500 - 1,000
Halifax Shipyard	Shipbuilding and repair	500 - 1,000
BMO Financial Group	Financial services	500 - 1,000
RBC Royal Bank	Financial services	500 - 1,000
Keane	Information technology	500 - 1,000
Halterm Limited	Marine cargo handling	500 - 1,000
Minacs Worldwide	Customer service	500 - 1,000
Manulife Financial	Financial services	500 - 1,000
EMC - Emergency Medical Centre Inc.	Healthcare	500 - 1,000
<b>PUBLIC SECTOR</b>		
Municipal		3,000+
Provincial		3,000+
Federal		9,000+
Department of National Defence – Maritime Forces Atlantic		9,000+

Source: Greater Halifax Partnership, SmartBusiness Consultations

## COMPANIES THAT HAVE SETUP IN HALIFAX IN THE LAST 3 YEARS

Clarke Inc.	Consolidated Fastrate	Butterfield Fund Services
Research In Motion	Olympia Capital	Citco Fund Services
Flagstone Re	Admiral Insurance	Marsh
Meridian Fund Services	Saab Microwave Canada Ltd.	

## INCOME

	Average Income*
<b>Halifax</b>	<b>\$35,031</b>
London	\$36,720
Quebec	\$33,866
Regina	\$36,272
St. John's	\$32,756
Victoria	\$37,065

\*For persons with income.

Source: Statistics Canada

In 2007, Halifax's GDP growth ranked eighth in Canada; it is expected to grow at 2.6% in 2008.

Source: Conference Board of Canada

Retail sales continue to be strong in Halifax reaching \$5.7 billion at the end of 2007. It is projected to reach \$5.9 billion by the end of 2008.

Source: Statistics Canada, Conference Board of Canada

78% of households wired to the internet – this is the highest percentage of Internet users among regions in Canada.

Source: Statistics Canada

## MEDIAN PRICES, ABSORBED SINGLE-DETACHED UNITS

	SECOND QUARTER 2008	SECOND QUARTER 2007
<b>Halifax</b>	<b>\$277,900</b>	<b>\$325,900</b>
London	\$290,000	\$266,685
Quebec	\$245,000	\$225,000
Regina	\$334,217	\$285,000
St. John's	\$200,000	\$188,425
Victoria	\$649,000	\$578,400

Source: Canada Mortgage and Housing Company, Housing Now

## ONGOING CONSTRUCTION PROJECTS IN GREATER HALIFAX: OVER \$100 MILLION

PROJECT NAME	AREA	VALUE
The Ravines of Bedford South*	Bedford	\$600 million
Russell Lake West	Dartmouth	\$400 million
Halifax Harbour Solutions*	Halifax	\$330 million
King's Wharf*	Dartmouth	\$300 million
Dartmouth Crossing	Dartmouth	\$270 million
Research In Motion Technical Support Centre	Bedford	\$230 million
Mount Royale Estates	Halifax	\$200 million
Heliport Project – CFB Shearwater	Eastern Passage	\$170 million
Seawall Redevelopment Project	Halifax	\$105 million

IN PROGRESS    COMPLETE    PUBLIC HEARING COMPLETE

Source: Nova Scotia Department of Finance

## FLYING TIME TO/FROM HALIFAX

New York	1 hr 51 mins
Boston	1 hr 35 mins
Washington, DC	3 hrs 17 mins
Chicago	3 hrs 10 mins
Detroit	3 hrs 10 mins
Atlanta	3 hrs 30 mins
Toronto	2 hrs 20 mins
Montreal	1 hr 35 mins
Ottawa	1 hr 50 mins
London Heathrow	5 hrs 50 mins
Belfast	5 hrs 10 mins
Paris	5 hrs 40 mins
Frankfurt	6 hrs 45 mins
Glasgow	5 hrs 20 mins
Keflavik	4 hrs 15 mins
Bermuda	2 hrs 15 mins

## DIRECT, NON-STOP DESTINATIONS

Atlanta	Keflavik
Belfast	London, UK
Bermuda	Montreal
Boston	New York/Newark
Calgary	Ottawa
Chicago	Paris
Detroit	Toronto
Frankfurt	Washington, DC

Source: Halifax International Airport Authority

Halifax Stanfield International Airport received almost 3.5 million passengers in 2007. For five years in a row, the airport ranked first in 'Overall Passenger Satisfaction' for airports worldwide under five million passengers according to the International Air Transport Association survey.

## MODE OF TRANSPORTATION TO WORK

### HALIFAX

MODE OF TRANSPORTATION (9)	TOTAL - #	TOTAL - %
Total – Mode of transportation	186,420	100.0%
Car, truck, van as driver	121,400	65.1%
Car, truck, van as passenger	19,830	10.6%
Public transit	22,115	11.9%
Walked	18,845	10.1%
Bicycle	1,825	1.0%
Motorcycle	240	0.1%
Taxicab	520	0.3%
Other method	1,640	0.9%

Source: Statistics Canada

Halifax has the highest percentage of people using public transit among benchmark cities at 11.9%. Our region also had the highest percentage increase in public transportation usage among benchmark cities from 2001.

Source: Statistics Canada

## TAXATION

### CORPORATE INCOME TAX

General Rate	16.00%
Manufacturing & Processing	16.00%
Small Business Rate	5.00%

### CORPORATE CAPITAL TAX


General Rate	0.225%
Financial Services	4.00%
Payroll Tax	Nil

Source: Nova Scotia Department of Finance

According to the 2006 'Households and Environment Survey' from Statistics Canada, 68% of residents in Greater Halifax composit, this figure is the highest in Canada, with the national average being 25%.

Source: Statistics Canada

## HALIFAX COMMUTERS



Source: Statistics Canada

## HALIFAX RANKINGS

- **9th** – Best Cities for Business Survey ranked Halifax ninth among Canada's largest cities. – Canadian Business, 2006
- **4th** – Top Ten Cities in Canada Poll placed Halifax fourth behind Montreal, Toronto and Vancouver; with high marks in environment, economy and society. – Canadian Broadcasting Corporation News, 2006
- **1st, 3rd** – Halifax ranked as 2007/08 North American Small City of the Future (1st in Best Infrastructure, and 3rd in Best Economic Potential) – fDi Magazine
- **9th** – Halifax ranked 9th on a list of the 154 Best Places to Live in Canada – MoneySense Magazine, 2008